




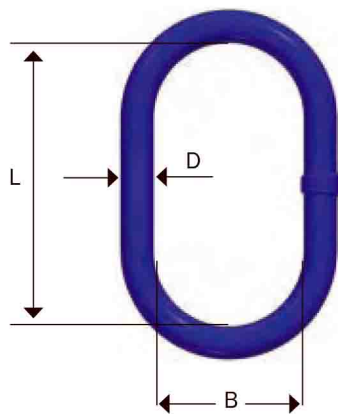
鍊條配件 / *Fittings for chain*





主吊環 / Masterlinks

I hht. EN 1677-4/According to EN 1677-4



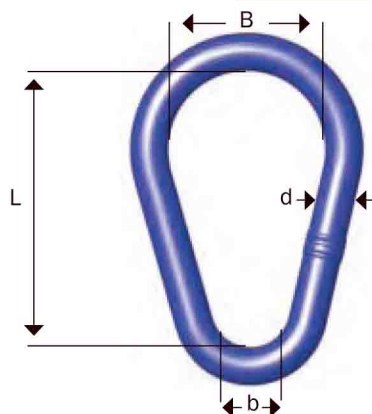
| Varenr Item no. | Dim. Code | WLL 4:1 tonn | Mål i mm/dim mm | | | kg N.W. |
|--------------------|--------------|-----------------|-----------------|-------|-----|------------|
| | | | D | B | L | |
| 0301001 | 11.B.4 | 2,1 | 11 | 40 | 83 | 0,2 |
| 2 | 13.B.5* | 2,7 | 13 | 54 | 95 | 0,3 |
| 3 | 13.B.6* | 2,7 | 13 | 60 | 115 | 0,4 |
| 4 | 16.B.6* | 4,1 | 16 | 70 | 120 | 0,6 |
| 5 | 16.B.7 | 3,2 | 16 | 100 | 190 | 0,9 |
| 6 | 20.B.6* | 6,7 | 20 | 82 | 150 | 1,1 |
| 7 | 20.B.7 | 6,5 | 20 | 90 | 170 | 1,3 |
| 8 | 22.B.6* | 8,2 | 22 | 90 | 170 | 1,6 |
| 9 | 22.B.7 | 7,2 | 22 | 110 | 210 | 1,9 |
| 25 | 22.B.8 | 5,8 | 22 | 140 | 270 | 2,3 |
| 10 | 25.B.6* | 10,7 | 25 | 103 | 190 | 2,3 |
| 11 | 28.B.6* | 12,9 | 28 | 113,5 | 209 | 3,2 |
| 12 | 28.B.7 | 11,8 | 28 | 140 | 270 | 4 |
| 13 | 32.B.6* | 17,1 | 32 | 140 | 270 | 5,3 |
| 14 | 38.B.6 | 28,1 | 38 | 140 | 270 | 7,5 |
| 15 | 38.B.7 | 19,1 | 38 | 220 | 420 | 11 |
| 16 | 45.B.6 | 38,3 | 45 | 170 | 320 | 12,5 |
| 17 | 45.B.7 | 27,6 | 45 | 250 | 470 | 17,5 |
| 18 | 50.B.6 | 45 | 50 | 200 | 380 | 18 |
| 19 | 60.B.6 | 65,3 | 60 | 220 | 430 | 30 |
| 20 | 70.B.6 | 84,4 | 70 | 250 | 500 | 44 |



European standard
EN 1677-4

* Tilpasset Omegaløkker * Fits Omega


A型吊環 / A-links



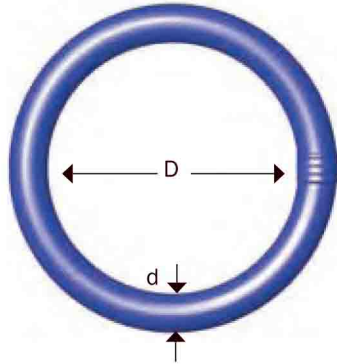
| Varenr Item no. | Dim. Code | WLL 4:1 tonn | Mål i mm/dim mm | | | | kg N.W. |
|--------------------|--------------|-----------------|-----------------|-----|-----|-----|------------|
| | | | d | b | B | L | |
| 0301201 | 13.A.6 | 2,4 | 13 | 30 | 60 | 120 | 0,4 |
| 2 | 16.A.6 | 3,8 | 16 | 35 | 70 | 130 | 0,6 |
| 3 | 20.A.7 | 5,8 | 20 | 45 | 90 | 180 | 1,3 |
| 4 | 22.A.6 | 7,6 | 22 | 45 | 90 | 180 | 1,6 |
| 5 | 25.A.6 | 10 | 25 | 50 | 100 | 200 | 2,3 |
| 6 | 28.A.6 | 12,7 | 28 | 55 | 110 | 220 | 3,2 |
| 7 | 32.A.6 | 15,2 | 32 | 70 | 140 | 285 | 5,3 |
| 8 | 38.A.6 | 25 | 38 | 70 | 140 | 285 | 7,6 |
| 9 | 45.A.6 | 34 | 45 | 85 | 170 | 340 | 12,5 |
| 10 | 50.A.6 | 40 | 50 | 100 | 200 | 400 | 18,0 |

Dimensions and weights are approximate

吊環 Links




圓型吊環/Rings



| Varenr Item no. | Dim. Code | WLL 4:1 tonn | Mål i mm/dim mm | | kg N.W. |
|--------------------|--------------|-----------------|-----------------|------|------------|
| | | | d | D | |
| 0301301 | 11.0.4 | 1,3 | 11 | 67 | 0,2 |
| 2 | 13.0.6 | 1,6 | 13 | 95 | 0,4 |
| 3 | 16.0.6 | 2,7 | 16 | 102 | 0,6 |
| 4 | 20.0.7 | 4,0 | 20 | 140 | 1,3 |
| 5 | 22.0.6 | 5,2 | 22 | 140 | 1,6 |
| 6 | 25.0.6 | 6,9 | 25 | 155 | 2,3 |
| 7 | 28.0.6 | 8,6 | 28 | 175 | 3,2 |
| 8 | 32.0.6 | 10,2 | 32 | 225 | 5,3 |
| 9 | 38.0.6 | 16,6 | 38 | 225 | 7,5 |
| 0301314 | 38.0.7 | 10,5 | 38 | 33,5 | 11,0 |
| 10 | 45.0.6 | 23,4 | 45 | 265 | 12,5 |
| 11 | 50.0.6 | 27,3 | 50 | 300 | 18,0 |

主次環組合 / Master link assemblies

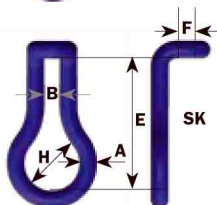
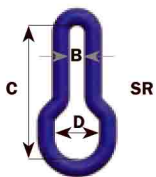
Belastningstabell for løftehoder fra 0-45°
Master link assemblies 0-45°



European standard
EN 1677-4

| Varenr Item no. | Dim. Code | WLL 4:1 tonn | Toppløkke/Master Link Betegn. Mål i mm | | Balanseløkke/ Intermediate M.L. Betegn. Mål i mm | | kg N.W. |
|--------------------|--------------|-----------------|---|-------------|--|-----------|------------|
| | | | Betegn. | Mål i mm | Betegn. | Mål i mm | |
| 0301501 | Q.16.B | 4,1 | 16.B.6 | 70 x 120 | 13.B.5 | 51 x 95 | 1,2 |
| 2 | Q.20.B | 6,5 | 20.B.7 | 90 x 170 | 16.B.6 | 70 x 120 | 2,5 |
| 0301515 | Q.22.B.8 | 5,8 | 22.B.8 | 140 x 270 | 16.B.6 | 70 x 120 | 3,5 |
| 3 | Q.22.B | 8,2 | 22.B.6 | 90 x 170 | 20.B.6 | 80 x 150 | 3,8 |
| 4 | Q.25.B | 10,7 | 25.B.6 | 100 x 190 | 20.B.6 | 80 x 150 | 4,5 |
| 5 | Q.28.B | 12,9 | 28.B.6 | 113,5 x 209 | 22.B.6 | 90 x 170 | 6,4 |
| 6 | Q.32.B | 17,1 | 32.B.6 | 140 x 270 | 25.B.6 | 100 x 190 | 9,9 |
| 7 | Q.38.B | 28,1 | 38.B.6 | 140 x 270 | 32.B.6 | 140 x 270 | 18,2 |
| 8 | Q.45.B | 38,3 | 45.B.6 | 170 x 320 | 38.B.6 | 140 x 270 | 27,7 |
| 9 | Q.50.B | 45,0 | 50.B.6 | 200 x 380 | 38.B.6 | 140 x 270 | 33,2 |
| 10 | Q.60.B | 65,3 | 60.B.6 | 220 x 430 | 50.B.6 | 200 x 380 | 66,0 |
| 11 | Q.70.B | 84,0 | 70.B.6 | 250 x 500 | 60.B.6 | 220 x 430 | 103 |

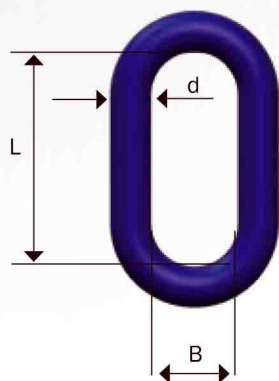
調整環 / Adjusting links



| Varenr Item no. | Dim. Code | For kjett. For chain dim. | WLL 4:1 tonn | Mål i mm/dim mm | | | | | | | | kg N.W |
|--------------------|--------------|---------------------------------|-----------------|-----------------|----|-----|------|-----|----|-----|------|-----------|
| | | | | A | B | C | D | E | F | H | | |
| 0301601/0301701 | 11SR/11SK | 7 | 2,1 | 11 | 12 | 90 | 38 | 70 | 17 | 40 | 0,2 | |
| 2 | 13SR/13SK | 8 | 2,7 | 13 | 12 | 99 | 44,2 | 76 | 20 | 44 | 0,3 | |
| 3 | 16SR/16SK | 10 | 4,75 | 16 | 14 | 140 | 44 | 120 | 22 | 52 | 0,6 | |
| 4 | 20SR/20SK | 11 | 8,0 | 20 | 18 | 51 | 177 | 135 | 27 | 58 | 1,1 | |
| 5 | 22SR/22SK | 13 | 10,0 | 22 | 20 | 190 | 58 | 160 | 30 | 67 | 1,6 | |
| 6 | 25SR/25SK | 16 | 13,0 | 25 | 23 | 210 | 67 | 175 | 35 | 80 | 2,3 | |
| 7 | 28SR/28SK | 20 | 15,0 | 28 | 26 | 230 | 84 | 185 | 43 | 90 | 3,0 | |
| 8 | 32SR/32SK | 22 | 18,0 | 32 | 29 | 290 | 107 | 240 | 44 | 120 | 5,3 | |
| 9 | 38SR/38SK | 25 | 30,0 | 38 | 34 | 300 | 100 | 225 | 55 | 113 | 7,6 | |
| 10 | 45SR/45SK | 32 | 42,0 | 45 | 38 | 360 | 117 | 275 | 61 | 135 | 12,5 | |
| 11 | 50SR/50SK | 32 | 50,0 | 50 | 42 | 420 | 138 | 290 | 71 | 160 | 18,0 | |

Dimensions and weights are approximate

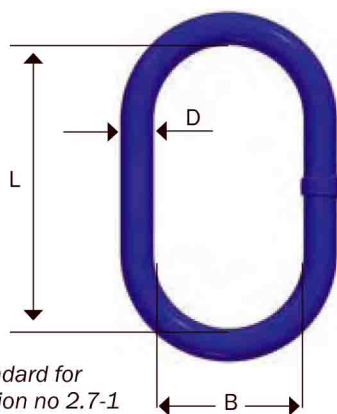
接環
Joining links



| Varenr Item no. | Dim. Code | WLL 4:1 tonn | For kjett./for chain dim. | Mål i mm/dim mm | | | kg N.W. |
|--------------------|--------------|-----------------|------------------------------|-----------------|----|-----|------------|
| | | | | d | B | L | |
| 0301801 | 9.B.5 | 1,5 | 7 | 9 | 21 | 45 | 0,07 |
| 2 | 10.B.5 | 2,0 | 8 | 10 | 26 | 56 | 0,1 |
| 3 | 13.B.4 | 3,8 | 10 | 13 | 28 | 69 | 0,2 |
| 4 | 16.B.3 | 5,4 | 13 | 16 | 33 | 77 | 0,4 |
| 5 | 20.B.3 | 8,0 | 16 | 20 | 38 | 92 | 0,7 |
| 6 | 22.B.2 | 12,5 | 20 | 22 | 44 | 115 | 0,9 |
| 7 | 25.B.2 | 15,5 | 22 | 25 | 50 | 125 | 1,4 |
| 8 | 28.B.2 | 20,0 | 25 | 28 | 52 | 135 | 1,8 |
| 9 | 32.B.2 | 25,0 | 28 | 32 | 63 | 156 | 2,7 |
| 10 | 38.B.1 | 32,0 | 32 | 38 | 73 | 168 | 4,4 |
| 11 | 45.B.3 | 50,0 | - | 45 | 83 | 202 | 8 |
| 12 | 50.B.2 | 80,0 | - | 50 | 99 | 255 | 12 |

主接環 / Master Links

I henhold til kravene i DnV 2.7-1/ According to DnV's offshore containers - certification notes No 2.7-1



| Varenr Item no. | Dim. Code | WLL 4:1 tonn | Mål i mm/dim. mm | | | kg N.W. |
|--------------------|--------------|-----------------|------------------|-------|-----|------------|
| | | | D | B | L | |
| 0301056 | 20.6.OF | (6.7) | 20 | 82 | 150 | 1,1 |
| 58 | 22.6.OF | 8.2 | 22 | 90 | 170 | 1,6 |
| 60 | 25.6.OF | 10.7 | 25 | 103 | 190 | 2,3 |
| 61 | 28.6.OF | 12.9 | 28 | 113,5 | 209 | 3,2 |
| 62 | 28.7.OF | 11.8 | 28 | 140 | 270 | 4,0 |
| 63 | 32.6.OF | 17.1 | 32 | 140 | 270 | 5,3 |
| 64 | 38.6.OF | 28.1 | 38 | 140 | 270 | 7,5 |
| 66 | 45.6.OF | 38.3 | 45 | 170 | 320 | 12,5 |
| 68 | 50.6.OF | 45.0 | 50 | 200 | 380 | 18,0 |
| 69 | 60.6.OF | 65.3 | 60 | 220 | 430 | 30,0 |




DNV standard for certification no 2.7-1

Design factor 4:1. Proof tested and certified.

主次環組合 / Master link assemblies

I henhold til kravene i DnV 2.7-1/ According to DnV's certification notes 2.7-1 for offshore containers



| Varenr Item no. | Dim. Code | WLL 4:1 tonn | Toppløkke/Master Link Betegn. | Mål i mm | Balanseløkke/ Intermediate M.L. | | kg N.W |
|--------------------|--------------|-----------------|----------------------------------|-------------|------------------------------------|-----------|-----------|
| | | | | | Betegn. | Mål i mm | |
| 0301523 | MA22 OF | 8,2 | 22.6 OF | 90 x 170 | 20.6 OF | 80 x 150 | 3,8 |
| 24 | MA25 OF | 10,7 | 25.6 OF | 100 x 190 | 20.6 OF | 80 x 150 | 4,5 |
| 25 | MA28 OF | 12,9 | 28.6 OF | 113,5 x 209 | 22.6 OF | 90 x 170 | 6,4 |
| 26 | MA32 OF | 17,1 | 32.6 OF | 140 x 270 | 25.6 OF | 100 x 190 | 9,9 |
| 27 | MA38 OF | 28,1 | 38.6 OF | 140 x 270 | 32.6 OF | 140 x 270 | 18,2 |
| 28 | MA45 OF | 38,3 | 45.6 OF | 170 x 320 | 38.6 OF | 140 x 270 | 27,7 |
| 29 | MA50 OF | 45,0 | 50.6 OF | 200 x 380 | 38.6 OF | 140 x 270 | 33,2 |
| 30 | MA60 OF | 65,3 | 60.6 OF | 220 x 430 | 50.6 OF | 200 x 380 | 66,0 |



DNV standard for certification no 2.7-1

Design factor 4:1. Proof tested and certified.