

*Liftex*



HWE WANG ENTERPRISES INC.

## The Introduction of LIFTEX 簡介

LIFTEX is the originator of the synthetic webbing sling, and offers the most extensive line to industry. This capability is backed by over 35 years of experience in manufacturing the best quality slings available anywhere. With 2 plants and over 300 dealers and distributors across the country and worldwide, LIFTEX offers you fast and efficient service when and where you need it. There is a standard LIFTEX synthetic webbing sling for almost any lifting application. If you don't see what you want in this catalog, we will design and produce custom slings to our specifications, on request. Please call for your price and delivery quote. No order is too small or too large.

LIFTEX是人造編織吊帶的創始者，提供很多項產品給工業界。能力是基於超越35年製造最好品質吊帶經驗為背景，擁有兩個工廠及超過300個經銷點。LIFTEX提供你最快和最有效率服務。LIFTEX人造編織吊帶可做任何吊舉使用，如果目錄找不到，我們將依你的規格來設計和生產。

## The ORIGINAL Synthetic Sling LIFTEX原始的人造編織吊帶

For over 35 years LIFTEX has built quality into every synthetic webbing sling we've ever made. Whether a standard sling or a "special" sling designed for a special application, quality is the LIFTEX guarantee. Success breeds competition and imitators. Many have similar sounding names, but not the same dedication to quality and performance as LIFTEX. When you buy a synthetic webbing sling, make certain that it has the Liftex tag.









超越35年經驗，我們製作每一條高品質的人造編織吊帶，無論是標準吊帶或經設計的特殊吊帶，品質是“LIFTEX”的保證。導致有許多競爭者和模仿者的產生。有很多其它的名字，但並不如LIFTEX相同的品質和特性。當你買了人造編織吊帶，要確定有LIFTEX的名稱。



HWE WANG ENTERPRISES INC.  
NO.178 SHYE RD., CHIANJEN DIST, KAOHSIUNG (80672) TAIWAN, R.O.C.  
TEL : 886-7-8317878 FAX : 886-7-8311789 • 886-7-8224967



## Contents 內容

 Roundup® Roundslings.....1 圓形無端吊帶
 Recommended Operating Practices.....2 建議使用說明
 Endless Slings (ENR).....3 ENR無端圓形吊帶
 Eye & Eye (EER).....4 EER圓形雙眼吊帶
 Braided Roundup® Roundslings.....5 BR辮子型圓型吊帶
 Single and Multi-Leg Bridle Assemblies.....6 單串及多串吊帶組
 Triple (3) Leg Bridles & Quad (4) Leg Bridles.....7 三串及四串吊帶組
 Wear Pads .....8 耐磨墊

## Roundup® Roundslings 圓形無端吊帶

The LIFTEX Roundup Roundslings represent a major advancement in material handling. Roundslings offer the user the ultimate in lifting security and rigging ease. The Roundup Roundslings are constructed from a continuous loop of 100% polyester fiber, with the actual number of winds determining the capacity of the sling. Each Roundup Roundslings

is covered with a double polyester woven jacket to protect the load-bearing windings from damage. Because the load-bearing windings never come in contact with the load, they are protected from cuts, abrasions and ultraviolet degradation provided the jacket remains intact. Each sling has a tough, resilient tag for quick and easy identification.

### Roundup® the Liftex Advantages

#### Lightweight

- Reduce cost with less total rigging weight
- Easy handling and storage
- Reduce risk of back and hand injuries

#### Safety

- Cover abrasion will not reduce capacity
- Provides a strong grip on loads
- Provides a tighter choke with an easier release
- Low stretch ≈ approximately 3% at rated capacity
- Capacities are color coded
- Red Core Warning Fibers alert user to damage

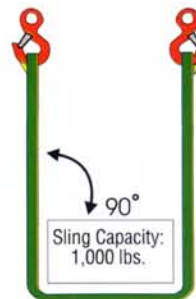
### Sling Angle and Rated Capacity

When selecting a sling to carry a given load, it is important to consider the angle at which the sling is to be used. As an example, one sling in a basket hitch or two slings attached to one crane hook are different applications involving different sling angles. The degree of the angle will determine how much capacity will be reduced. To determine if a particular sling will have the capacity required, take the angle between the sling leg and the horizontal, then multiply the sling's rating by the factor provided in the accompanying table.

The capacity of a sling will be reduced as the angle from horizontal is reduced. In the example below, you will see how the 1,000-pound capacity of a sling used in a vertical basket hitch is reduced:

Environmental Data		
Substance	Nylon	Polyester
Acids	NO	*
Alcohols	YES	YES
Aldehydes	YES	NO
Strong Alkalis	YES	**
Bleaching Agents	NO	YES
Dry Cleaning Solvents	YES	YES
Ethers	YES	NO
Halogenated Hydrocarbons	YES	YES
Hydrocarbons	YES	YES
Ketones	YES	YES
Oils, Crude	YES	YES
Oils, Lubricating	YES	YES
Soap and Detergents	YES	YES
Water and Seawater	YES	YES
Weak Alkalis	YES	YES

This is a general guideline only. \*Disintegrated by concentrated Sulfuric Acid. \*\*Degraded by strong Alkalis at elevated temperatures.



Angle in Degrees	Factor
90	1.000
85	0.996
80	0.985
75	0.966
70	0.940
65	0.906
60	0.866
55	0.819
50	0.766
45	0.707
40	0.643
35	0.574
30	0.500

## Recommended Operating Practices 建議使用說明

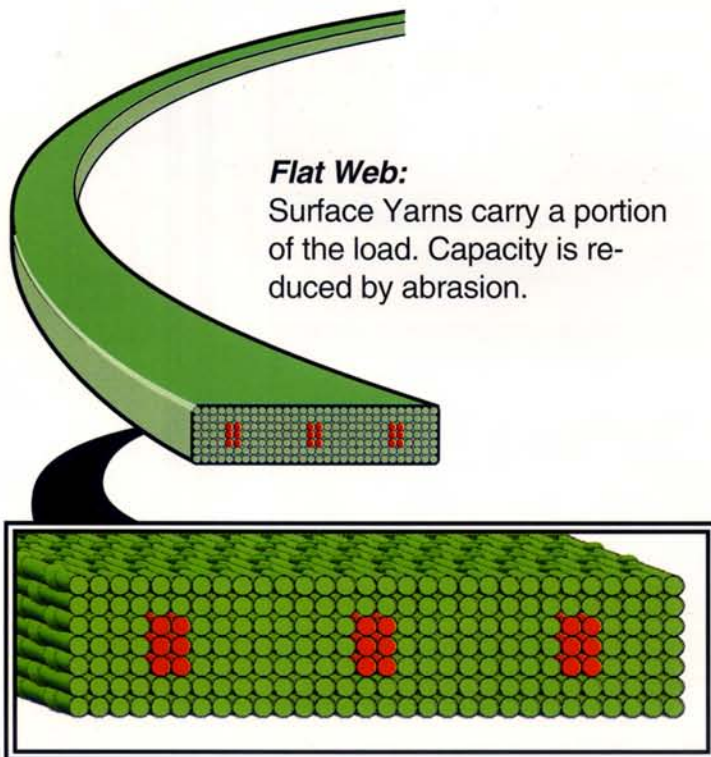
The Roundup® Roundsling is a specialized tool and it should be treated like any other specialized tool. Proper use and care of your sling can ensure a most effective life for you, your load and your sling.

1. Know the weight of the load.
2. Use a sling with characteristics meant for the type of load, hitch and environment with which you are working.
3. Never load a sling in excess of its rated capacity.
4. Never tie or knot a sling, or use a sling with a knot in it.
5. Protect the sling from being cut by sharp corners, edges and abrasive surfaces by using wear pads or sleeves.

6. Make sure the sling is securely attached to the load.
7. Do not stand near or under a suspended load and keep it clear of other obstructions.
8. Do not drag a sling across the floor, over abrasive surfaces, or from under a load.
9. Don't shock (jerk) load when lifting.
10. Take damaged slings out of service immediately.

A Roundup® Roundsling can serve your company well if you take the time and care to use it properly. Store slings on a rack or in the tool room.

## Roundup® Roundsling or Flat Sling?



**Roundup Roundslings:**  
Double Jacket construction protects load-bearing core. Core Yarns Carry 100% of Load. There is no reduction in capacity from surface abrasion.

The diagram shows a cross-section of a Roundup Roundsling. It has a double jacket construction, with a green outer layer and a white inner layer. The core consists of white yarns. A red arrow points to the core, indicating that it carries 100% of the load. The text explains that there is no reduction in capacity from surface abrasion.

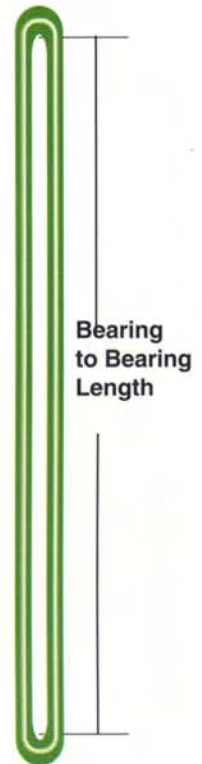
## Endless Slings (ENR) ENR無端圓形吊帶

Liftex Endless-Type Roundslings are the most basic roundslings, yet they offer great versatility. Endless roundslings may be used in a vertical, choker or basket type hitch.

- **Sling life extended through rotation of bearing points**
- **Soft and Pliable ≈ conforms well to irregularly shaped loads**
- **Offers tighter choke with easier release**
- **Double Jacket protects load-bearing fibers**
- **Tagged for easy identification**
- **Red Core Warning Fibers alert user to damage**
- **Elongation approximately 3% at Rated Capacity\***



Endless (ENR) Roundslings		*Capacity in lbs.			Min Length	Approx. Diameter (No Load)	Approx. Weight per foot
		 Vertical	 Choker	 Vertical Basket			
Part No.	Color Code	Vertical	Choker	Vertical Basket			
ENR1	Purple	2600	2100	5200	3'	0.625"	0.3 lb.
ENR2	Green	5300	4200	10600	3'	0.875"	0.4 lb.
ENR3	Yellow	8400	6700	16800	3'	1.125"	0.5 lb.
ENR4	Tan	10600	8500	21200	3'	1.125"	0.6 lb.
ENR5	Red	13200	10600	26400	3'	1.375"	0.8 lb.
ENR6	White	16800	13400	33600	6'	1.375"	0.9 lb.
ENR7	Blue	21200	17000	42400	6'	1.625"	1.3 lb.
ENR8	Orange	25000	20000	50000	6'	1.750"	1.6 lb.
ENR9	Orange	31000	24800	62000	6'	2.125"	2.0 lb.
ENR10	Orange	40000	32000	80000	6'	2.350"	2.6 lb.
ENR11	Orange	53000	42400	106000	8'	3.150"	3.4 lb.
ENR12	Orange	66000	52800	132000	8'	3.950"	4.3 lb.
ENR13	Orange	90000	72000	180000	8'	4.800"	5.9 lb.



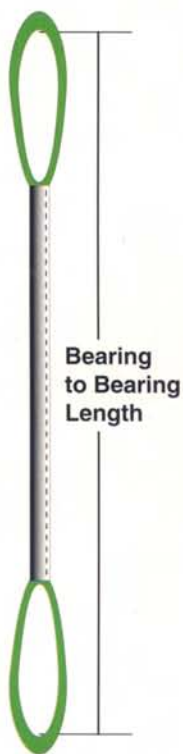
**⚠ WARNING** \*DO NOT EXCEED RATED CAPACITY




## Eye & Eye (EER)

### EER 圓形雙眼吊帶

Liftex Eye & Eye-Type roundslings are ideal where abrasion to the sling body is a problem. A tough, abrasion-resistant nylon sleeve is sewn to the body forming a loop or eye at each end. They may be used in a vertical, choker or basket hitch.

- **Capacities are color coded**
- **Double Jacket under body cover protects load-bearing yarns**
- **Stretch is reduced to approximately 3% at rated capacity.**
- **Red Core Warning Fibers alert user to damage**



Eye & Eye (EER) Roundslings		*Capacity in lbs.			Min Length	Standard Eye Length	Body Width	Approx. Weight per foot
		 Vertical	 Choker	 Vertical Basket				
Part No.	Color Code	Vertical	Choker	Vertical Basket				
EER1	Purple	2600	2100	5200	3'	10"	2.25"	0.4 lb.
EER2	Green	5300	4200	10600	3'	10"	2.50"	0.5 lb.
EER3	Yellow	8400	6700	16800	4'	12"	2.50"	0.6 lb.
EER4	Tan	10600	8500	21200	4'	12"	3.50"	0.7 lb.
EER5	Red	13200	10600	26400	5'	14"	3.50"	1.0 lb.
EER6	White	16800	13400	33600	7'	16"	3.50"	1.1 lb.
EER7	Blue	21200	17000	42400	7'	16"	4.25"	1.6 lb.



**WARNING**


**\*DO NOT EXCEED RATED CAPACITY**

# Braided Roundup® Roundslings BR 辮子型圓形吊帶




Braided Roundslings provide greater security in handling high-capacity loads, while maintaining the qualities our other roundslings offer.

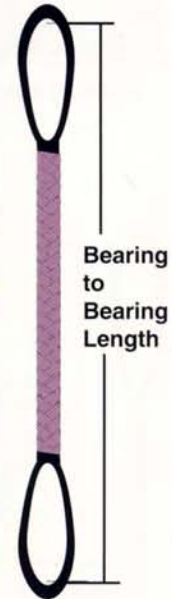
Braided Roundslings are constructed using 3 (6-part) or 4 (8-part) Endless Roundup roundslings. Braided Roundslings offer superior performance in a vertical, choker or basket hitch.

- Eyes are covered with abrasion-resistant nylon.
- Soft, flexible and easy to handle






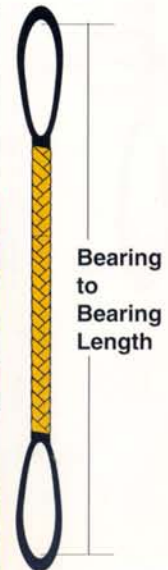
- Conform well to load
- Excellent strength-to-weight ratio
- Capacities are color coded
- Red Core Warning Fibers alert user to damage
- Each sling is tagged for easy identification

6-Part Braided Roundslings		*Capacity in lbs.			Min Length	Standard Eye Length	Approx. Weight per foot	Width Under Load
								
Part No.	Color Code	Vertical	Choker	Vertical Basket				
6BR1	Purple	6700	5300	13400	5'	14"	1.1 lb.	3.25"
6BR2	Green	13500	10800	27000	5'	15"	1.45 lb.	3.75"
6BR3	Yellow	21400	17100	42800	6'	18"	1.9 lb.	4.25"
6BR4	Tan	27000	21600	54000	6'	18"	2.25 lb.	4.50"
6BR5	Red	33600	26800	67200	7'	25"	3.0 lb.	5.25"
6BR6	White	42800	34200	85600	7'	25"	3.5 lb.	5.50"
6BR7	Blue	54000	43200	108000	9'	30"	4.95 lb.	6.63"
6BR8	Orange	63700	50900	127400	10'	33"	6.0 lb.	8.25"
6BR9	Orange	79000	63200	158000	10'	38"	7.75 lb.	11.0"



**WARNING** \*DO NOT EXCEED RATED CAPACITY

8-Part Braided Roundslings		*Capacity in lbs.			Min Length	Standard Eye Length	Approx. Weight per foot	Width Under Load
								
Part No.	Color Code	Vertical	Choker	Vertical Basket				
8BR1	Purple	9000	7200	18000	5'	14"	1.4 lb.	3.50"
8BR2	Green	18000	14400	36000	5'	15"	1.85 lb.	4.00"
8BR3	Yellow	28500	22800	57000	6'	18"	2.40 lb.	4.75"
8BR4	Tan	36000	28800	72000	6'	18"	2.85 lb.	5.00"
8BR5	Red	44900	35900	89800	7'	25"	3.8 lb.	6.00"
8BR6	White	57100	45600	114200	7'	25"	4.4 lb.	6.25"
8BR7	Blue	72000	57600	144000	9'	30"	6.25 lb.	7.50"
8BR8	Orange	85000	68000	170000	10'	33"	7.6 lb.	9.50"
8BR9	Orange	105300	84200	210600	10'	38"	9.75 lb.	13"



**WARNING** \*DO NOT EXCEED RATED CAPACITY



HWE WANG ENTERPRISES INC.  
NO.178 SHYE RD., CHIANJEN DIST., KAOHSIUNG (80672) TAIWAN, R.O.C.  
TEL : 886-7-8317878 FAX : 886-7-8311789 • 886-7-8224967



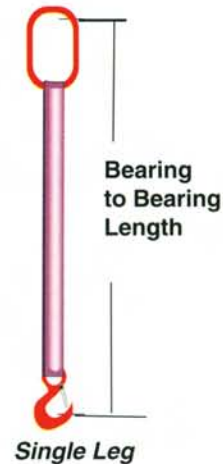
# Single and Multi-Leg Bridle Assemblies 單串及多串吊帶組

Roundup Bridle Slings are available in Single Leg, Double Leg, Triple Leg and Quadruple Leg configurations. They are simple to use and offer several advantages over other multileg assemblies.

- *Easier to handle than chain or wire rope*
- *Reduce total rigging weight ≈ reduce cost*
- *Sling life extended through rotation of bearing points*
- *Even load distribution on multi-leg assemblies*
- *Master link eliminates hook crowding*
- *Stretching reduced to approximately 3% at rated capacity*
- *Red Core Warning Fibers alert user to damage*

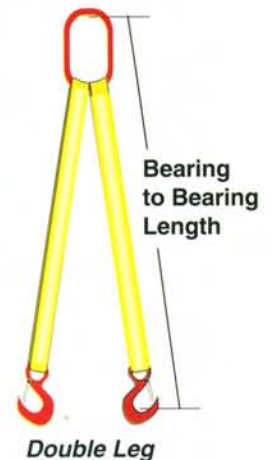


Single Leg Slings			Vertical Cap. in Lbs.	Min. Leg Length B to B	Oblong Master Link	Hook Size in Tons
Endless Leg Code	Eye & Eye Leg Code	Leg Color				
ENR1	EER	Purple	2600	4'	0.50"	1.5 T
ENR2	EER2	Green	5300	4'	0.75"	3.0 T
ENR3	EER3	Yellow	8400	4'	0.75"	5.0 T
ENR4	EER4	Tan	10600	4'	0.75"	7.5 T
ENR5	EER5	Red	13200	4'	1.00"	7.5 T
ENR6	EER6	White	16800	8'	1.00"	10.00T
ENR7	EER7	Blue	21200	8'	1.25"	15.00T



**WARNING** \*DO NOT EXCEED RATED CAPACITY

Double Leg Bridles			*Capacity in lbs. at horizontal angle			Min. Leg Length B to B	Oblong Master Link	Hook Size Tons
Endless Legs Code	Eye & Eye Legs Code	Leg Color	60 Deg.	45 Deg.	30 Deg.			
ENR1	EER1	Purple	4500	3700	2600	4'	0.75"	1.5 T
ENR2	EER2	Green	9200	7500	5300	4'	0.75"	3.0 T
ENR3	EER3	Yellow	14500	11800	8400	4'	0.75"	5.0 T
ENR4	EER4	Tan	18300	14900	10600	4'	1.25"	7.5 T
ENR5	EER5	Red	22800	18600	13200	4'	1.25"	7.5 T
ENR6	EER6	White	29000	23700	16800	8'	1.50"	10.0 T
ENR7	EER7	Blue	36700	29900	21200	8'	1.75"	15.0 T



**WARNING** \*DO NOT EXCEED RATED CAPACITY



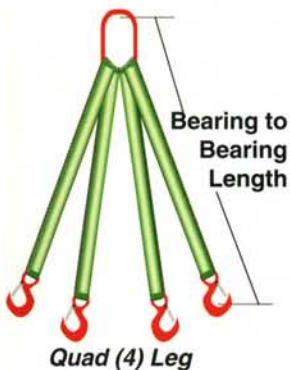
HWE WANG ENTERPRISES INC.  
 NO.178 SHYE RD., CHIANJEN DIST, KAOHSIUNG (80672) TAIWAN, R.O.C.  
 TEL : 886-7-8317878 FAX : 886-7-8311789 • 886-7-8224967

# Triple (3) Leg Bridles & Quad (4) Leg Bridles 三串及四串吊帶組



Triple (3) Leg Bridles			*Capacity in lbs. at horizontal angle			Min. Leg Length B to B	Oblong Master Link	Hook Size Tons
Endless Legs Code	Eye & Eye Legs Code	Leg Color	60 Deg.	45 Deg.	30 Deg.			
ENR1	EER1	Purple	6750	5520	3900	4'	0.75"	1.5 T
ENR2	EER2	Green	13800	11250	7950	4'	1.00"	3.0 T
ENR3	EER3	Yellow	21750	17700	12600	4'	1.25"	5.0 T
ENR4	EER4	Tan	27450	22350	15900	4'	1.25"	7.5 T
ENR5	EER5	Red	34200	27900	19800	4'	1.50"	7.5 T

**WARNING** \*DO NOT EXCEED RATED CAPACITY



Quad (4) Leg Bridles			*Capacity in lbs. at horizontal angle			Min. Leg Length B to B	Oblong Master Link	Hook Size Tons
Endless Legs Code	Eye & Eye Legs Code	Leg Color	60 Deg.	45 Deg.	30 Deg.			
ENR1	EER1	Purple	9000	7360	5200	4'	1"	1.5 T
ENR2	EER2	Green	18400	15000	10600	4'	1"	3.0 T
ENR3	EER3	Yellow	29000	23600	16800	4'	1.25"	5.0 T
ENR4	EER4	Tan	36600	29800	21200	4'	1.50"	7.5 T

**WARNING** \*DO NOT EXCEED RATED CAPACITY

\*Capacities for Multi-Leg Bridle Assemblies are calculated based on the following conditions:

1. The load is evenly distributed on all legs.
2. All bridle legs are the same length.
3. All bridle legs are used at the same horizontal angle.

If the conditions of the lift vary from those above, the capacity must be recalculated.

## How to Order Bridle Assemblies:

Sample Part Number for a Double Leg, Oblong Link, Sling Hook, Endless sling with a maximum capacity of 4500 lbs and 4' legs: DOS-ENR1-04

Sling Configuration **DOS** Leg Type Code **ENR1** Sling Length B to B **04**

DOS = Sling Configuration. To specify sling configuration, use these codes:

1st letter = number of legs  
 S-Single (1) leg  
 D-Double (2) Leg  
 T-Triple (3) Leg  
 Q-Quad (4) Leg

2nd Letter = Master Link Type  
 0-Oblong (standard)  
 P-Pear

3rd Letter = End Fitting or Loop  
 S-Sling Hook  
 O-Oblong  
 L-Loop Eye (w/eye & eye type leg)  
 E-Endless (En-type leg)

**NOTE: All assembly lengths are measured from bearing point to bearing point.**

## Wear Pads 耐磨墊

Wear Pads provide added protection against cuts and abrasions, by acting as a buffer between the sling and the load. Wear Pads may be positioned along the body of the sling wherever they are needed.

QuikSleeve®



- Easy on/off and positioning with heavy-duty velcro closure
- Use on all types of slings
- Available in heavy-duty nylon, cordura, polyester or leather

## Sliding Sleeve (sewn)

- For use on all types of slings
- Must be applied at factory for single leg slings
- Available in Nylon, Cordura, Polyester or Leather



To order wear pads, please specify: (1) Style; (2) Material; (3) Length; (4) Single or Double Leg; (5) Roundup Sling Code

**Liftex also manufactures the finest webbing slings, marine slings, Pac Flex alloy chain Mesh Slings, Automotive Towing accessories and specialty slings available. For more information, contact your distributor, or call Liftex.**

Warranty: Any warranty, expressed or implied as to quality, performance, or fitness for use is always premised on the condition that the published rated capacities apply only to new, unused slings and assemblies; that the mechanical equipment on which such products are used is properly designed and maintained; that such products are properly stored, handled, used and maintained, and properly inspected on a regular basis during the period of use.

<i>METRIC CONVERSION TABLE</i>	
Centimeters (CM) = .3937 Inches	Inches = 2.54 Centimeters (CM)
Meters (M) = 3.2808 Feet	Feet = .3048 Meters (M)
Kilograms (KG) = 2.2046 Pounds	Pounds = .4536 Kilograms (KG)



HWE WANG ENTERPRISES INC.  
NO.178 SHYE RD., CHIANJEN DIST, KAOHSIUNG (80672) TAIWAN, R.O.C.  
TEL : 886-7-8317878 FAX : 886-7-8311789 • 886-7-8224967

# LIFTEX IS THE SINGLE SOURCE FOR THE HIGHEST QUALITY SLINGS OF ALL TYPES

 **WEB SLINGS**

 **PACFLEX ALLOY CHAIN  
MESH SLINGS**

 **ROUND SLINGS**

 **MARINE SLINGS**

 **SPECIALTY SLINGS**

 **ACCESSORIES**

*Liftex*



**HWE WANG ENTERPRISES INC.**

NO.178 SHYE RD., CHIANJEN DIST, KAOHSIUNG (80672) TAIWAN, R.O.C.

TEL : 886-7-8317878 FAX1 : 886-7-8311789 • 886-7-8224967